



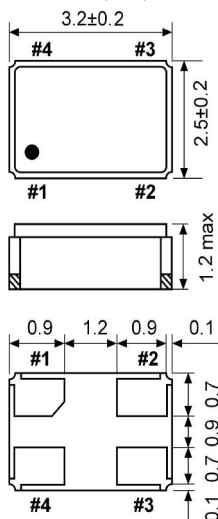
Clock Oscillator SMD-version

+3.3V

part no.	12.95004
model	KXO-V96
frequency	27.0 MHz
frequency stability -20° ~ +70°C	±50 ppm
operating temperature	-20° ~ +70°C
storage temperature	-50° ~ +125°C
symmetry	40% ~ 60% at 50% V _{DD} level
rise & fall time max.	5 ns (10% V _{DD} ~ 90% V _{DD} level)
"0" level max.	VOL: 10% V _{DD}
"1" level min.	VOH: 90% V _{DD}
input voltage V _{DD}	+3.3V ±5%
stand-by control voltage (pin#1)	V _{IH} (min): 70% V _{DD} V _{IL} (max): 30% V _{DD} *
supply voltage	-0.5V ~ +7.0V
input current	6.0 mA typ., 11.0 mA max (pin #1=Open or V _{IH})
output load max.	15pF (HCMOS)
start up time max.	10 ms
disable delay time max.	150 ns
enable delay time max.	10 ms
stand by current max.*	50 µA (Pin #1=V _{IL})
jitter	deterministic jitter 5ps max. random jitter 7ps max. norm 1-sigma 7ps max. peak to peak 40ps max.
contents of reel	1000 pcs.

* Internal crystal oscillation to be halted (pin#1=V_{IL})

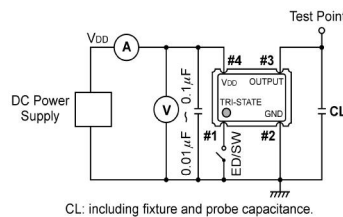
Dimensions (mm):



PIN	CONNECTION
1	"L" OPEN or "H"
2	GND
3	Z OUTPUT
4	V _{DD}

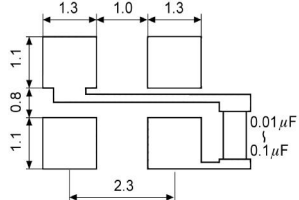
Z: high impedance

Test circuit:

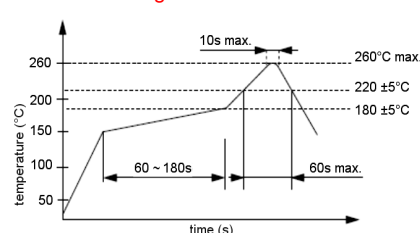


CL: including fixture and probe capacitance.

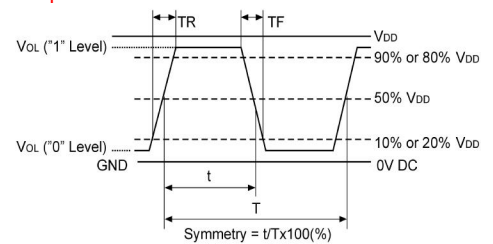
Suggested soldering pad:



Reflow soldering condition:



Output waveform:



Tape specification:

