

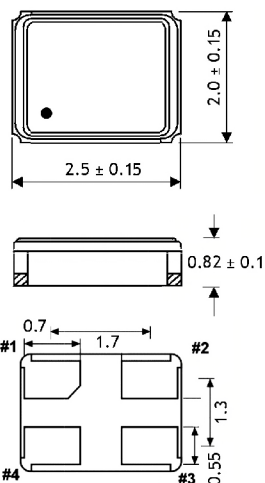


Clock Oscillator SMD-version

+1.8 / +2.5 / +3.0 / +3.3V

Part no.	12.xxxxx			
model	KXO-V95			
frequency range	1.0 ~ 70.0 MHz			
frequency stability at -20 ~ + 70°C at -40 ~ + 85°C at -40 ~ +105°C	± 50 ppm ±100 ppm ±120 ppm			
operating temperature	standard	-20 ~ + 70°C		
	available	-40 ~ + 85°C (=KXO-V95T)		
	available	-40 ~ +105°C (=KXO-V95E)		
storage temperature	-40° ~ +85°C			
supply voltage range	-0.5V ~ +7.0V			
input voltage V _{DD}	+1.8V DC ±5%, +2.5V DC ±5%, +3.0V DC ±5% or +3.3V DC ±5%			
input current		+1,8V	+2,5V	+3,0V/+3,3V
	1.0 ~ 20.0MHz	3.5 mA typ., 6.0mA max.	4.0 mA typ., 6.0 mA max.	4.0 mA typ., 6.0 mA max.
	20.1 ~ 50.0MHz	4.5 mA typ., 6.0 mA max.	4.0 mA typ.11.0 mA max.	6.0 mA typ 11.0 mA max.
	50.1 ~ 70.0MHz	6.0 mA typ.11.0 mA max.	6.0 mA typ.11.0 mA max.	9.0 mA typ.16.0 mA max.
symmetry	40% ~ 60% at ½ V _{DD} level			
rise & fall time max.	10 ns (10% V _{DD} ~ 90% V _{DD} level)			
"0" level max.	VOL: 10% V _{DD}			
"1" level min.	VOH: 90% V _{DD}			
tri-state control voltage (Pin#1)	VIH: V _{DD} x 0.7 min. VIL: V _{DD} x 0.3 max.			
output load max.	15pF HCMOS			
start up time max.	10 ms			
disable delay time max.	150 ns			
enable delay time max.	10 ms			
stand by current max.	50 µA (Pin #1=VIL)			
jitter	deterministic jitter	5ps max.	norm 1-sigma	7ps max.
	random jitter	7ps max.	peak to peak	40ps max.
contents of reel	1000 pcs. / 3000 pcs.			

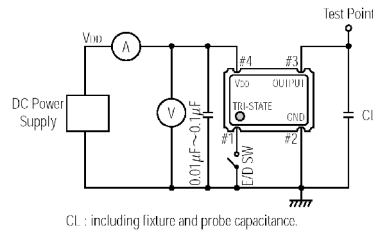
Dimensions (mm):



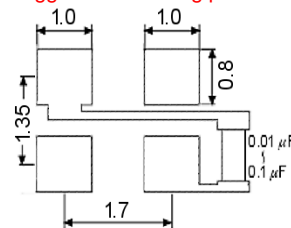
PIN	CONNECTION
1	"L" OPEN or "H"
2	GND
3	Z OUTPUT
4	V _{DD}

Z: high impedance

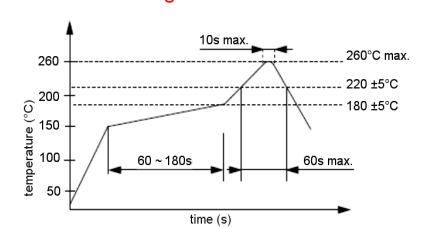
Test circuit:



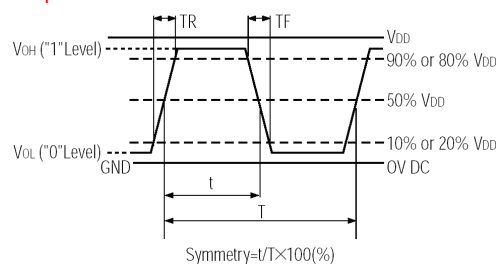
Suggested soldering pad:



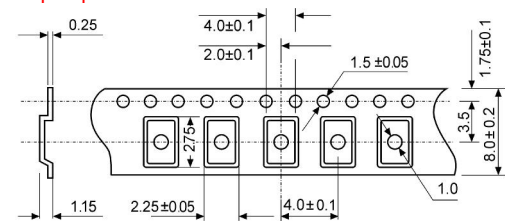
Reflow soldering condition:



Output waveform:



Tape specification:



reel diameter 178 mm