



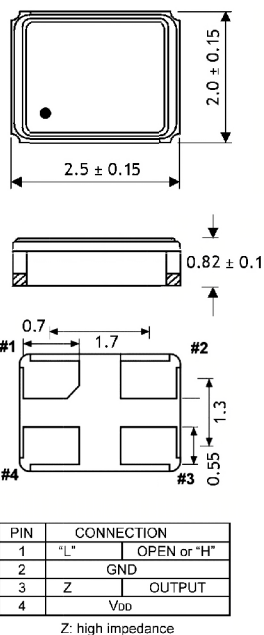
Clock Oscillator

SMD-version

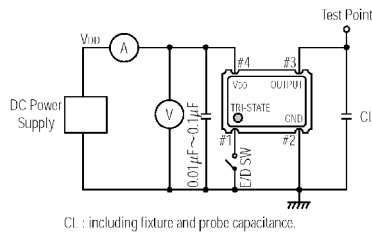
+3.3V

part no.	12.xxxxx
model	KXO-V95-kHz
frequency	32.768 kHz
frequency stability at -20 ~ +70°C at -40 ~ +85°C	± 50 ppm ±100 ppm
operating temperature	standard -20 ~ +70°C available -40 ~ +85°C (=KXO-V95T)
storage temperature	-40 ~ +85°C
symmetry	40% ~ 60% at 50% V _{DD} level
rise & fall time max.	120 ns (10% V _{DD} ~ 90% V _{DD} level)
"0" level max.	VOL: 10% V _{DD}
"1" level min.	VOH: 90% V _{DD}
input voltage V _{DD}	+3.3V DC ±5%
tri-state control voltage (Pin#1)	VIH: V _{DD} x 0.7 min. VIL: V _{DD} x 0.3 max.
supply voltage	-0.5V ~ +7.0V
input current max.	0.5 mA
output load max.	15pF (HCMOS)
start up time max.	10 ms
disable delay time max.	150 ns
enable delay time max.	10 ms
stand by current max.	50 µA (Pin #1=VIL)
jitter	deterministic jitter 5ps max. random jitter 7ps max. norm 1-sigma 7ps max. peak to peak 40ps max.
contents of reel	1000 pcs.

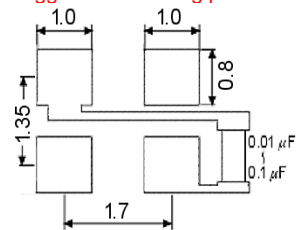
Dimensions (mm):



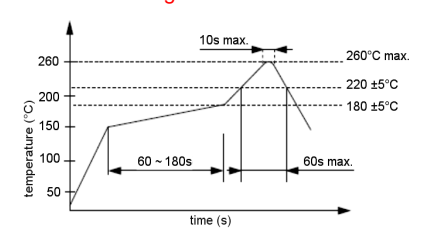
Test circuit:



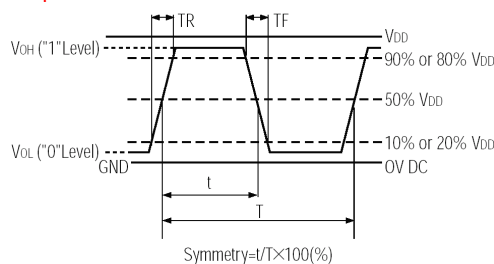
Suggested soldering pad:



Reflow soldering condition:



Output waveform:



Tape specification:

